

GENDER PAY REPORTING

Gender pay reporting legislation requires employers with 250 or more employees to publish statutory calculations every year showing how large the pay gap is between their male and female employees. The analysis is based on data as at 5th April each year. The gender pay gap shows the differences in the average pay between men and women.

At ESMS we are dedicated to the principles of equality in the workplace. We are confident that individuals in the same roles will be paid the same, regardless of gender, and that our pay gap is driven by the make-up of our workforce.

The table below shows our overall mean and median gender pay gap based on hourly rates of pay.

PAY GAP

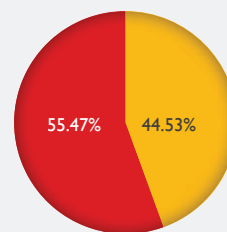
Mean and median gender pay gap based on hourly rates of pay.

	difference between men and women	
	Mean	Median
Pay gap 2022	14%	28.9%
Pay gap 2021	11.8%	29.4%
Pay gap 2020	11.9%	28%

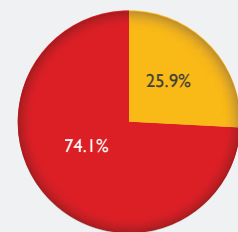
PAY QUARTILES

Gender distribution across four equally sized pay quartiles.

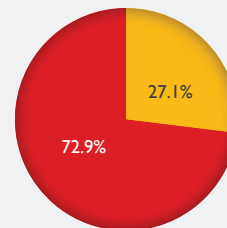
QUARTILE 1



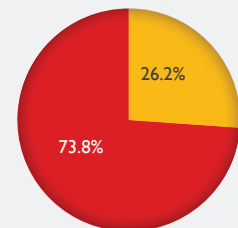
QUARTILE 2



QUARTILE 3



QUARTILE 4



MALE FEMALE

Female staff remain in the majority in each quartile.

The headline figures are a median pay gap of 28.9% (29.4% in 2021) and a mean pay gap of 14% (11.8% in 2021). The variance in the mean gender pay gap has deteriorated slightly in the year and reflects gender changes in key leadership positions in the highest quartile which has had a disproportionate impact.

There has been a slight increase from 53.3% to 55.47% of the number of females represented in quartile 1, and a slight increase in quartile 2 from 72.9% to 74.1%. The increase in the median reflects a higher percentage of men currently paid above the whole staff median in comparison with women.

Female staff consistently represent greater numbers in the bottom quartiles with 110 female staff in 2022 in comparison to 114 in 2021.

The figures in the lower quartiles remain skewed by a higher number of female staff electing for flexible working and part time roles.

In summary, the mean figure has deteriorated slightly although the position is healthier than the sector average.

CONFIRMATION STATEMENT

The data above represents Erskine Stewart's Melville Schools' gender pay gap in line with the reporting requirements. I am confident that men and women are paid equally for doing the same job, via the application of our incremental teaching and support staff pay scales, and that the data shown is accurate. As an organisation, we will continue to monitor our gender pay gap and we remain dedicated to the principles of equality in the workplace.



A Simpson Principal